

2013



ALMA MATER STUDIORUM
UNIVERSITÀ DI BOLOGNA



School of Medicine

LAUREA (FIRST CYCLE DEGREE/
BACHELOR - 180 ECTS) IN DIETISTIC
A.Y. 2013/2014

Programme Director Prof. Davide Festi

REPORT

Study Programme Report
Dietistic
Programme ex D.M. 270/04 - Code 8470 - Class L/SNT3
School of Medicine
Programme Director Prof. Davide Festi

Created in collaboration with Teaching and Learning Administrative Area (AFORM – Area della Formazione) – Quality Assurance Unit

Edited by AAGG – *University Web Portal Division* and CeSLA – *Web Technology Division*, with MultiPublishing technology

Release date: July 2013

Academic year of reference: 2013/2014

www.unibo.it/QualityAssuranceEn

INDICE

What is the Study Programme Report?	1
A. Presentation and prospects	2
A.1. Presentation	2
A.2. Admission requirements	2
A.3. Learning outcomes	2
A.4. Career opportunities	4
A.5. Opinion of social partners and potential employers	4
A.6. Further studies	4
B. Teaching and Learning	5
B.1. Course Structure Diagram	5
B.2. Calendar and lecture timetable	5
C. Resources and services	6
C.1. Teachers	6
C.2. Student services: offices	6
C.2.1. Future students	6
C.2.2. Enrolled students	6
C.2.3. International students	6
C.2.4. Graduates	6
D. The Study Programme in figures	7
D.1. Students starting their university careers	7
D.1.1. Enrolments and registrations	7
D.1.2. Additional data on students' starting their university careers	9
D.1.2.1. Candidates registered for the entrance exam	9
D.1.2.2. Incoming students	10
D.1.2.3. Additional Learning Requirements	11
D.2. Regularity of studies	12
D.2.1. Students leaving the Programme between years 1 and 2	12
D.2.2. Regular graduates	12
D.2.3. Additional data on regularity of studies	13
D.2.3.1. Credits obtained by students in the 1st year	13
D.2.3.2. Exams passed and average grade	14
D.3. Opinions of graduates and attending students	14
D.3.1. Opinion of graduates	14
D.3.2. Additional data on opinions of students	15
D.3.2.1. Opinion of attending students	15
D.4. Entry into the world of work	16
D.4.1. Employment situation	16
D.5. Information on pre-reform programmes (DM 509/99)	16
D.5.1. Students starting their university careers	17
D.5.1.1. Enrolments and registrations	17
D.5.1.2. Additional data on students' starting their university careers	18
D.5.1.2.1. Candidates registered for the entrance exam	18
D.5.1.2.2. Incoming students	19
D.5.2. Regularity of studies	20
D.5.2.1. Students leaving the Programme between years 1 and 2	20
D.5.2.2. Regular graduates	21
D.5.2.3. Additional data on regularity of studies	22
D.5.2.3.1. Credits obtained by students in the 1st year	22
D.5.2.3.2. Exams passed and average grade	23

D.5.3. Opinions of attending students and graduates	24
D.5.3.1. Opinion of graduates	24
D.5.3.2 Additional data on opinions of students	25
D.5.3.2.1. Opinion of attending students	25
D.5.4. Entry into the world of work	26
D.5.4.1. Employment situation	26
E. Find out more: the quality of your Study Programme	28
F. Glossary terms	31

WHAT IS THE STUDY PROGRAMME REPORT?

What is the Study Programme Report?

The Study Programme Report provides updated information which is important for the purposes of Quality Assurance and is published annually by the University of Bologna.

The main aspects of the teaching programme are described in detail, with a view to assuring the principle of transparency and promoting self-assessment and continuous improvement processes.

The document provides a concrete overview of the features and results of the Study Programme for students, families, employers and so on.

For example, regarding the current issue of employment, it describes the learning outcomes and career opportunities; it also includes statistics on the percentage of employed graduates (D.4. Employment situation).

The document is organised into five sections and a glossary:

A. Presentation and prospects

Key information on the Study Programme, including the expected learning outcomes, career opportunities and further studies.

B. Teaching and Learning

The updated course structure diagram with the full titles and listings of the course units and the latest published lecture timetable.

C. Resources and services

The list of teaching staff and their relative curricula, the offices (secretariats), services (work placements) and infrastructures (libraries, laboratories) available to students.

D. The Study Programme in Figures

Key data shows how many students are enrolled, how many have been assigned additional learning requirements, how many drop out after the first year, how many graduate in line with the programme schedule, the opinions of attending and graduating students on the teaching programmes and information concerning graduate employment.

E. Find out more: the quality of your Study Programme

How the quality system applied to your Study Programme works. The quality system of your Study Programme is a set of processes and responsibilities adopted to guarantee the quality of all Study Programmes at the University of Bologna.

NOTES:

- Reports are available for all Study Programmes for which it is possible to enrol in the first year in academic year 2012/2013: the information and data provided is as updated as possible.
- Sections A, B and C provide data for the academic year 2012/2013.
- Section D presents data regarding the Study Programmes in the last three academic years.
- The information and data were taken from the University databases and the reports published by the [Statistical Observatory of the University of Bologna](#) and [AlmaLaurea](#), and are updated to **15 June 2012**.

A. PRESENTATION AND PROSPECTS

This section presents the key information concerning the Study Programme, including the expected learning outcomes, career opportunities and further studies, updated to the academic year 2013/2014.

A.1. PRESENTATION

This paragraph provides information on the specific learning outcomes of the Study Programme and the curriculum.

The degree programme in Dietetics is run by the Faculty of Medicine and Surgery; students learn within a framework that is functional to a range of career opportunities. The degree programme in Dietetics forms professionals able to carry out specific activities in both preventive and clinical fields of diet and nutrition.

Dietetics graduates are skilled in all activities aimed at the correct application of diets and nutrition, including education and collaboration in the implementation of food policies, in compliance with current legislation.

They collaborate to maintain and improve good health to prevent a range of diseases affecting individuals, communities and different population groups.

They collaborate in the design and implementation of diet research projects.

The study programme includes theoretical and practical course units in basic and clinical subjects; specific professional internships (MED/49) in clinical areas (nutrition projects for patient groups, hospitalised and clinically referred patients, specialist disease-related activities, food hygiene and regulatory activities, hospital catering, body composition assessment), community services (mother and child care, artificial nutrition at home etc.), and collective catering in school canteens, retirement homes etc.

The compulsory internship is a qualifying experience within the study programme, allowing students to develop specific professional techniques responsibly and autonomously, in a different context from the classroom.

At the end of the three-year programme, Dietetics graduates will have acquired the knowledge and technical competencies to work professionally in clinical areas, in the food industry and in community catering services. Graduates will also have developed the learning skills needed to continue specialist studies.

A.2. ADMISSION REQUIREMENTS

This paragraph provides information on the knowledge required for admission to the Study Programme.

This information is not available in English at this time.

A.3. LEARNING OUTCOMES

This paragraph provides information on the knowledge and skills students will have acquired by the end of the Programme.

KNOWLEDGE AND UNDERSTANDING:

Graduates:

Possess basic knowledge of chemistry, physics and statistics, physiology, human morphology and biology;

Possess in-depth knowledge of general biochemistry and nutrition, physiology of nutrition, microbiology, food technologies, food classification, food chemistry;

Possess knowledge of food-related diseases and basic knowledge of analytical chemistry, industrial microbiology and fermentation processes;

Understand the legislation and problems linked to the application of national and international laws concerning nutrition and diet;

Possess essential knowledge of the risks of food-transmitted diseases and prevention as well as the assessment of food hygiene;

Are able to recognise and assess the bromatological and organoleptic features of raw foods and processing through preservation and cooking;

Understand the biochemical and physiological mechanisms governing digestion, absorption and metabolic use of nutritional ingredients;

Understand cognitive, emotional and motivational functions and processes and their influence over behaviour;

Are able to assess behaviour and in particular food behaviour;

Understand the aetiopathogenesis and clinical treatment of the main diseases;

Understand the physiopathological bases of the different phases of life;

Understand the therapeutic and toxic effects of drugs particularly on metabolic disorders and the interaction between drugs and diet;

Are able to apply nutrition and diet methods to various diseases in different ages as well as in community catering;

Understand the diagnostic and therapeutic protocols, assessing cases and defining objectives;

Understand the indications, technical and metabolic aspects and complications of artificial nutrition in different pathological conditions;

Understand the relational dynamics of care relations and the main neuro-psychic diseases, particularly concerning the approach to eating disorders.

The above knowledge and ability to understand will be gained through lectures, practical exercises and internships based on 1:1 student-tutor ratios, which allow the development of strong professional skills.

In addition to personal study, students will carry out practical work under the supervision of professors and tutors. Learning outcomes are assessed mainly through written and oral exams, progress tests, reports on exercises and the discussion of scientific articles.

The methodological choices and teaching methods, contact with professors (during lectures but particularly during exercises), learning assessment (oral exams, written assignments and personal study), allow students to increase their own knowledge and develop their ability to understand.

APPLYING KNOWLEDGE AND UNDERSTANDING:

Dietetics graduates:

Are able to apply qualitative and quantitative food analysis techniques;

Are able to calculate nutritional requirements for every age group;

Are able to monitor eating habits and food consumption also using questionnaires;

Are able to identify and manage nutritional and dietary care needs in terms of education, prevention, treatment in the specialist sectors and general and specialist medicine, surgery, oncology, neuropsychiatry and mother and child care;

Are able to plan and manage diet and nutritional programmes to treat eating disorders, collaborating actively with multi-professional teams;

Are able to design and implement nutrition monitoring programmes including: the targeted collection of data on epidemiology, eating habits and the nutritional condition of population groups (questionnaires, management of food diaries, etc.);

Are able to design and manage nutritional research programmes which involve: the description of objectives, selection of cases, choice of investigation tools, data collection, results analysis.

Students are able to apply knowledge and understanding through lectures on specific subjects, laboratory work and internships which are carried out in the nutritional services and wards of clinical structures which hold agreements with the university.

Assessment methods:

Learning outcomes are assessed mainly through written and oral exams, progress tests, practical tests and exercises and the discussion of scientific articles.

MAKING JUDGEMENTS

Dietetics graduates:

Are able to assess the nutritional condition of healthy and sick people using suitable tools (alimentary history, anthropometry, psychometry, bioimpedentiometry, etc.) and interpret the relative results;

Are able to assess the effectiveness of diet and nutrition programmes and interventions to prevent and treat a range of diseases;

Possess the skills to autonomously design and implement food education programmes for population groups;

Are able to autonomously manage nutritional regimes for healthy and sick people, assessing and if required intervening in artificial nutrition programmes in hospitals and at home.

The teaching tools used to achieve judgement skills include in-depth theoretical studies in certain core course units as well as practical exercises during the internship. Classroom activities also include the study of scientific texts individually or in groups and presentations of the relative results.

Assessment methods:

Learning outcomes are assessed mainly through written and oral exams, progress tests, reports on exercises and the discussion of scientific articles.

COMMUNICATION SKILLS:

Dietetics graduates:

Have intermediate knowledge of the English language (B1plus);

Understand and know how to use information techniques to modify food behaviour and life styles which affect health and apply educational techniques for preventive purposes;

Are able to participate actively in working groups, coordinate and if required lead and participate in multi-professional working groups;

Are able to explain contents, information and ideas concerning the field of study using appropriate forms of communication according to the interlocutors;

Understand and use appropriate language to suit the patients and offer suitable psychological support.

Written and oral communication skills are assessed during periodical tests which require the presentation and discussion of written reports on the results of group work.

Using similar methods, the internship also contributes to achieving this outcome, through the production of a final report and the final examination, for which students must report to and periodically meet their supervising professor, and then present the dissertation before a specific exam board.

Assessment methods: written and/or oral exam

LEARNING SKILLS:

Dietetics graduates:

Are able to keep abreast of regulations, methods, techniques and tools used in the sector by consulting and studying bibliographic sources and national and international websites;

Acquire study methods and the ability to work by objectives both individually and in groups;

Apply the developed learning skills to further study the programme contents in professional contexts, during further studies and in research work;

Learning skills are developed throughout the study programme through self study, discussion with professors during teaching activities and oral exams, the review of written assignments and laboratory exercises. Fundamental opportunities for broadening learning skills are available during the internship and the activities carried out in preparation of the final examination.

Assessment methods:

Learning outcomes are assessed mainly through oral exams, progress tests, reports and the discussion of scientific articles.

A.4. CAREER OPPORTUNITIES

This paragraph provides information on the occupational profile, functions and fields of employment available to graduates of this Programme.

Professional figure: Dietician

Career opportunities:

- Public health services (hospitals)
- Private healthcare (Clinics, freelance)
- Freelance worker in associated medical surgeries
- Community catering companies
- Food processing industry
- Further studies for 2nd cycle degree in classes SNT3- S69

Functions:

- Organisation and coordination of specific activities concerning nutrition generally and dietetics in particular;
- Collaboration with the health and hygiene departments in nutritional services;
- Concerning medical diagnosis, design and implementation of customised diets and monitoring of patient acceptability;
- Collaboration with other stakeholders as part of the multidisciplinary care of eating disorders;
- Study and design of the composition of diet rations to satisfy the nutritional needs of population groups, planning the organisation of dietetic services;
- Collaboration for the implementation and delivery of training services
- Educational and information activities to promote the principles of a correct diet.
- Collaboration in the planning and implementation of research projects.

The degree programme project has been submitted to selected external stakeholders in order to receive their opinions and feedbacks on the learning outcomes and the professional profiles.

A.5. OPINION OF SOCIAL PARTNERS AND POTENTIAL EMPLOYERS

This paragraph describes the outcome of the consultation with the representative employment and trade organisations.

This information is not available in English at this time.

A.6. FURTHER STUDIES

Continuation of studies in order to achieve activated within the classes SNT3 LM-S69.

B. TEACHING AND LEARNING

This section describes the updated course structure diagram (for academic year 2013/2014), with the full titles and listings of the course units and the latest published lecture timetable.

B.1. COURSE STRUCTURE DIAGRAM

The link takes you to the Study Programme course structure diagrams. You can also access to each course unit content.

- [Study plan: all course units in the programme](#)

B.2. CALENDAR AND LECTURE TIMETABLE

The links take you to the teaching calendar (exam session and final examination session) and the lecture timetable (in Italian).

- [Lecture timetable](#)
- [Exam sessions](#)
- [Final examination sessions](#)

C. RESOURCES AND SERVICES

This section provides a list of teaching staff and their relative curricula and and description of the services available to students for the academic year 2013/2014.

C.1. TEACHERS

The paragraph lists the lecturers who teach in the Study Programme: from here you can access the personal web pages of each one. Information updated to 28 May 2013 (in Italian).

Permanent teaching staff:

Bacchi Reggiani, Maria Letizia	Festi, Davide	Pasqui, Francesca	Tarricone, Ilaria
Bartoletti, Maria	Forchielli, Maria Luisa	Perez, Emanuele	Tentoni, Claudio
Battista, Giuseppe	Franzoni, Emilio	Pignatti, Carla	Treré, Davide
Bendini, Alessandra	Gramenzi, Annagiulia	Pironi, Loris	Trombini, Elena
Berteotti, Chiara	Guarnieri, Carlo	Rhoden, Kerry Jane	Varani, Stefania
Bianchi, Giampaolo	Lercker, Giovanni	Sacchetti, Rossella	Verucchi, Gabriella
Boriani, Giuseppe	Marchesini Reggiani, Giulio	Santi, Patrizia	Vicennati, Valentina
Brandi, Giovanni	Marini, Marina	Santucci, Margherita	Zamagni, Maria Paola
Cariani, Stefano	Nanni, Patrizia	Scapoli, Luca	Zannoli, Romano
Chersoni, Stefano	Pacilli, Angela Maria Grazia	Scolari, Maria	
Falasconi, Luca	Paradisi, Roberto	Taroni, Francesco	

C.2. STUDENT SERVICES: OFFICES

C.2.1. FUTURE STUDENTS

The link take you to the webpage which provides specific information about the offices and the services for the future students (in Italian).

- [Future students](#)

C.2.2. ENROLLED STUDENTS

The link take you to the webpage with the information on the offices and the services for the enrolled students (in Italian).

- [Enrolled students](#)

C.2.3. INTERNATIONAL STUDENTS

The link take you to the webpage with the information on the offices and the services for the international students (in Italian).

- [International students](#)

C.2.4. GRADUATES

The link take you to the webpage with the information on the offices and the services for the graduates (in Italian).

- [Graduates](#)

D. THE STUDY PROGRAMME IN FIGURES

Information on students' starting their university careers, how many students are in line with the regular programme, opinions of students and graduates on the teaching programmes and information concerning graduate employment.

This section provides the data of the last academic years for the Study Programme (SP) and a comparison with similar Study Programmes. The University of Bologna has divided its Study Programmes into four groups:

- **BIOMEDICAL** group: Study Programmes of the Schools of Pharmacy, Biotechnology and Sport Science; Medicine; Agriculture and Veterinary Medicine
- **SCIENTIFIC-TECHNOLOGICAL** group: Study Programmes of the Schools of Engineering and Architecture; Sciences
- **SOCIAL SCIENCES** group: Study Programmes of the Schools of Economics, Management, and Statistics; Law, Political Sciences
- **HUMANITIES** group: Study Programmes of the Schools of Arts, Humanities, and Cultural Heritage; Foreign Languages and Literatures, Interpreting and Translation; Psychology and Education

The section presents the results of the Study Programme for the last three academic years.

Main data shows how many students enrolled, the number of students assigned OEA, how many drop out after the first year, how many graduate in line with the programme schedule, the opinions of attending and graduating students on the teaching programmes and information concerning graduate employment.

The information and data presented in this section, updated to 28 May 2013, were taken from University databases and [AlmaLaurea](#).

Study Programmes may be subject to degree programme system modifications from one academic year to the next, and the data provided in this section may refer to a programme with a slightly different system to the one currently running (such as programme title, course structure diagram and list of lecturers). However, indicatively the data presents the general trend of the Study Programme over the past three years.

Most of the Study Programmes running at the University of Bologna have been reformed in compliance with DM 270/04, most of them from the academic year 2008/2009. In the reports provided for these Programmes, paragraph D.5. refers to the Study Programmes as they were presented prior to the reform.

D.1. STUDENTS STARTING THEIR UNIVERSITY CAREERS

Characteristics of incoming students at the beginning of their university careers. Tables and graphs provide information on the number of **registered students**, focusing on the characteristics of the students, results of any entrance tests and the students assigned any **additional learning requirements**.

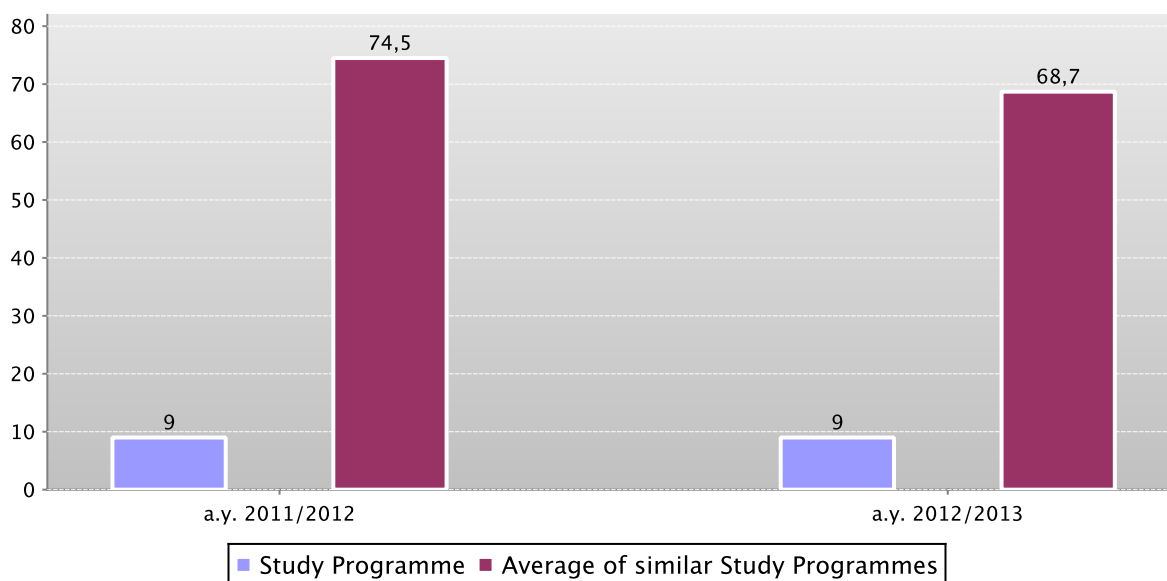
D.1.1. ENROLMENTS AND REGISTRATIONS

The **graph** shows the number of **students enrolled in the 1st year** compared with the **average of similar Study Programmes** (which belong to the same group).

In addition, the **table** shows the total number of **registered students** and the total number of enrolled students.

Data of the Study Programme is compared with the average of the Study Programmes of **average of similar Study Programmes** (which belong to the same group) for the indicated academic years.

First year enrolments



	a.y. 2011/2012			a.y. 2012/2013		
	Registered students	N. first year enrolments	Total N. enrolled students	Registered students	N. first year enrolments	Total N. enrolled students
Study Programme	3	9	9	6	9	18
Average of similar Study Programmes	58,1	74,5	106,6	51,8	68,7	104,4

See data of previous academic years – Study Programme D.M. 509/99 Dietetics (for certified professional dieticians) (code 0173) paragraph D.5.1.1.

D.1.2. ADDITIONAL DATA ON STUDENTS' STARTING THEIR UNIVERSITY CAREERS

D.1.2.1. CANDIDATES REGISTERED FOR THE ENTRANCE EXAM

The number of students sitting the [entrance exam](#) for the Study Programme. Concerns the programmes with restricted access. The methods of managing the call for applications and the list of candidates, including the methods for filling any unclaimed places, may vary from year to year.

The **table** shows the number of places available for the study programme, the number of candidates enrolling for the exam, the number sitting the exam and the percentage of students sitting the exam compared to the number of places available.

For all programmes with restricted access, candidates are required to sit an entrance exam and there are a limited number of places available. The entrance exam is a test which is used to draw up a graded list of candidates; students may enrol in the programme according to their place in the list. The methods of managing the call for applications and the list of candidates, including the methods for filling any unclaimed places, may vary from year to year. The test may be specific to a Degree Programme or may be part of a single exam covering several programmes from the same university or from other universities (during the registration the students should indicate their first choice).

The following definitions apply:

Available places = the number of places laid down in the call for applications to the Study Programme, or determined by subsequent legal provisions; these exclude any additional places reserved according to special provisions of the programme (e.g. for international study programmes, they do not include places for foreign students selected from other universities; for all programmes with restricted access regulated nationally, these do not include the places reserved for transferring students).

Number of candidates for the exam = number of students registered for the exam indicating the study programme as their first choice;

Number of participants in the exam = number of students participating in the exam indicating the study programme as their first choice;

Number of participants in the exam for every available place = number of students participating in the exam who indicated the study programme as their first choice as a ratio of the number of places available on the programme.

	Number of places available (a)	Candidates registered for the exam	Candidates sitting the exam (b)	Number of candidates sitting the exam per place available (b/a)
a.y. 2011/2012	12	128	120	10
a.y. 2012/2013	13	173	162	12,5

See data of previous academic years – Study Programme D.M. 509/99 Dietetics (for certified professional dieticians) (code 0173) [paragraph D.5.1.2.1.](#)

D.1.2.2. INCOMING STUDENTS

Geographic origin, type of high school certificate, age and gender of students.

Data shows a homogeneous group of students (**cohort**) which started together their academic career. Students which have **passed** to an other Study Programme, **transferred** from an other university, or registered to a 2nd degree are not included.

The **tables** show the number, geographic origin, gender, age, type and grade of high school certificate of students enrolling in the degree programme.

Data of the Study Programme is compared with the average of the Study Programmes of **average of similar Study Programmes** (which belong to the same group) for the indicated academic years.

		Registered students	Geographic origin					Gender		Average age of registered students		
			Students coming from the province of the Study Programme site	Students coming from other provinces where Unibo has a site	Students coming from other provinces of Emilia Romagna region	Students coming from other Italian regions	Students coming from abroad	M	F	19 or less	20 - 24	25 or more
Students 2011/2012	Study Programme	3	33,3%	33,3%		33,3%		33,3%	66,7%	100,0%		
	Average of similar Study Programmes	58,1	36,9%	22,9%	9,7%	27,4%	3,0%	41,8%	58,2%	65,1%	29,1%	5,9%
Students 2012/2013	Study Programme	6	66,7%	16,7%		16,7%			100,0%	83,3%	16,7%	
	Average of similar Study Programmes	51,8	35,6%	23,4%	10,3%	28,3%	2,4%	48,4%	51,6%	63,7%	29,7%	6,5%

		Vocational schools	High school certificate				Grade of High school			
			Technical Colleges	High school specializing in education and in psycho-pedagogical science	High schools specializing in classical studies, modern languages, science education	Other Italian or foreign high schools	Grade ranging from 60 to 69	Grade ranging from 70 to 79	Grade ranging from 80 to 89	Grade ranging from 90 to 100
Students 2011/2012	Study Programme				100,0%			33,3%	66,7%	
	Average of similar Study Programmes	8,1%	24,2%	9,5%	50,5%	7,7%	26,6%	32,3%	21,6%	17,7%
Students 2012/2013	Study Programme				100,0%			33,3%	66,7%	
	Average of similar Study Programmes	8,6%	23,2%	7,2%	54,0%	7,0%	22,1%	34,6%	23,1%	15,0%

See data of previous academic years – Study Programme D.M. 509/99 Dietetics (for certified professional dieticians) (code 0173) paragraph D.5.1.2.2.

D.1.2.3. ADDITIONAL LEARNING REQUIREMENTS

Students on the programme assigned **additional learning requirements** (OFA). OFA are learning requirements assigned to enrolled students who have not demonstrated the full possession of the entrance requirements. The assessment methods of students' initial preparation and the fulfilment of the OFA are described in the Study Programme Regulations, and may change each year. Students not completing the additional learning requirements are obliged to re-enrol in year 1 as repeating students.

The **table** shows the number of **registered students**, the number of students assigned OFA, the number who fulfilled them, the percentage of students assigned the OFA compared to the number of enrolled students and the percentage fulfilling the OFA compared to those assigned them.

	Registered students (a)	Students assigned OFA (b)	Students who fulfilled OFA (c)	% of students assigned OFA compared to the number of enrolled students (b/a)	% of students fulfilling the OFA compared to number of students assigned (c/b)
Students 2011/2012	3	0			
Students 2012/2013	6	0			

*Note: At the time of publication of this report the number of students fulfilling the OFA can be measured for a.y. 2009/2010 and a.y. 2010/2011 only.

D.2. REGULARITY OF STUDIES

Insight into the regularity with which the students pass their exams.

Graphs and tables provide information on the number of students who leave the programme after the first year and the number of regular graduates, focusing on the number of credits obtained at the end of the first year, on the exams passed and average grade achieved for each course unit.

D.2.1. STUDENTS LEAVING THE PROGRAMME BETWEEN YEARS 1 AND 2

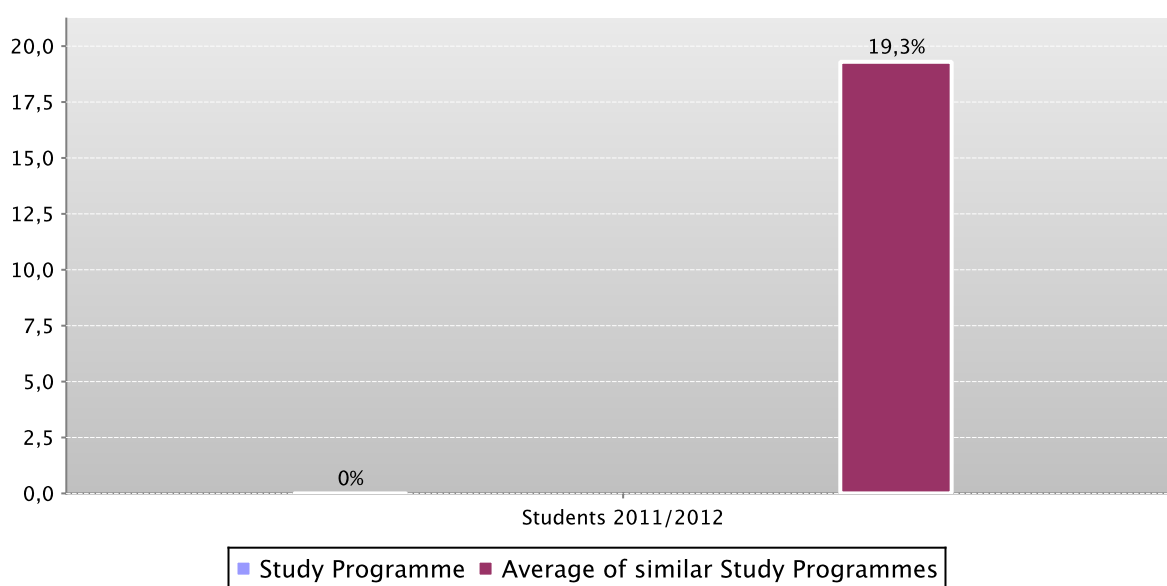
Here the number of students leaving the Study Programme is shown.

The **graph** shows the percentage of students who leave the programme after the first year compared to the average of similar Study Programmes (belonging to the same group).

The **table** shows the registered students, the percentage of students leaving the programme who pass to a different Study Programme in the same university, transfer to another university or withdraw from studies, as well as the enrolled repeating students and those enrolled in the second year.

The Study Programme data is compared with the average of similar Study Programmes of (which belong to the same group), for students registered in the indicated academic years.

Percentage of withdrawals between years 1 and 2



	Registered students	% withdrawals	% passages and transfers	% repeating students	Students enrolled in the second year
Study Programme	3	0,0%	0,0%	0,0%	3
Average of similar Study Programmes	58,1	19,3%	12,9%	0,4%	39,1

See data of previous academic years – Study Programme D.M. 509/99 Dietetics (for certified professional dieticians) (code 0173) paragraph D.5.2.1.

D.2.2. REGULAR GRADUATES

The new Study Programme running in compliance with D.M. 270/04 has not produced any graduates yet.

See data of previous academic years – Study Programme D.M. 509/99 Dietetics (for certified professional dieticians) (code 0173) paragraph D.5.2.2.

D.2.3. ADDITIONAL DATA ON REGULARITY OF STUDIES

D.2.3.1. CREDITS OBTAINED BY STUDENTS IN THE 1ST YEAR

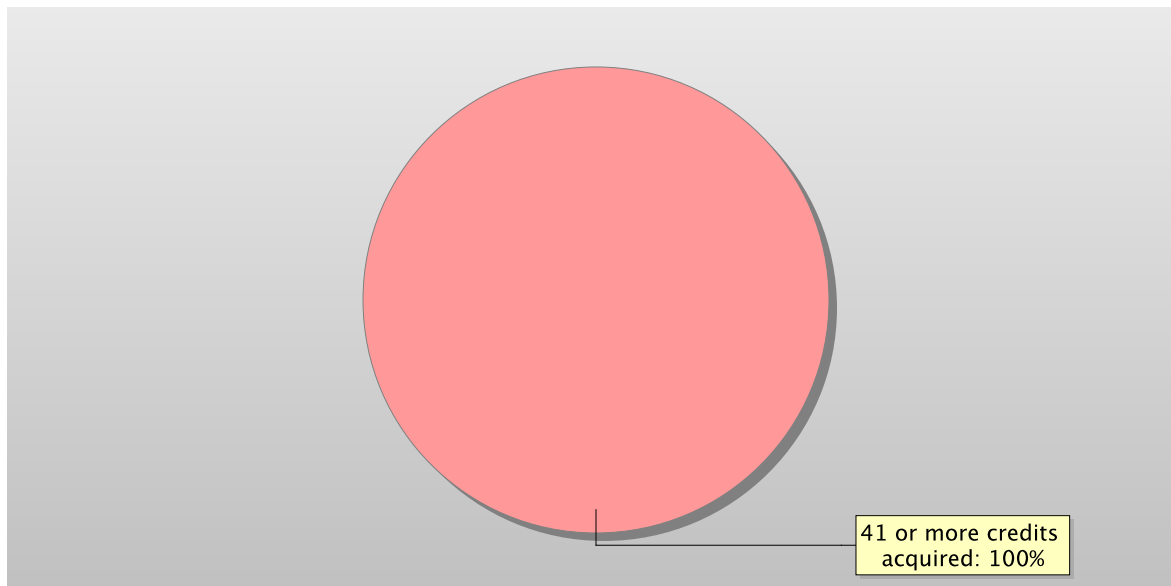
This offers an insight into how regularly students pass their exams.

The **graph** shows the distribution of the students according to the number of **credits** obtained at the end of the first year.

In addition, the **table** shows the number of students registered at the second year and average **credits** obtained during the first year.

The Study Programme data is compared with the average of **similar Study Programmes** (which belong to the same group) for the indicated academic years.

Distribution of the students in 2011/2012 according to the number of credits obtained at the end of the first year*



	Study Programme	Students enrolled in the 2nd year	% students with *				Average credits per student
			0 credits acquired	from 1 to 20 credits acquired	from 21 to 40 credits acquired	41 or more credits acquired	
Students 2011/2012		3				100,0%	60
	Average of similar Study Programmes	39,1	4,9%	18,5%	35,9%	40,7%	33,5

*Note: by convention, credits are considered to be obtained by students by 31st October of the year following the year of enrolment. See data of previous academic years – Study Programme D.M. 509/99 Dietetics (for certified professional dieticians) (code 0173) paragraph D.5.2.3.1.

D.2.3.2. EXAMS PASSED AND AVERAGE GRADE

The **table** shows number of exams passed and average grade achieved for each course unit in the calendar year 2011. Marks for the exams passed are expressed out of thirty.

The data refers to the course unit code and therefore includes the various branches of the programme divided into channels or sub-groups, divided by letter.

It considers all subjects for which a grade is assigned, and therefore excludes all those to which a pass/fail score is allocated.

Data of the Study Programme D.M. 270/04 Dietistica (abilitante alla professione sanitaria di dietista) (code 8470)

	N. of exams passed	Average grade *
20868 FISICA, STATISTICA E INFORMATICA (C.I.)	5	
39130 SCIENZE BIOMEDICHE I (C.I.)	5	
39131 SCIENZE BIOMEDICHE II (C.I.)	5	
39135 CHIMICA DEGLI ALIMENTI E TECNOLOGIE ALIMENTARI (C.I.)	7	26,9
39143 MICROBIOLOGIA, PATOLOGIA GENERALE E IGIENE (C.I.)	6	29,3
42945 ALIMENTAZIONE E NUTRIZIONE UMANA (C.I.)	5	
55041 SCIENZE UMANE (C.I.)	9	29,6
55989 TIROCINIO - 1	5	

* Note: no average grade is given if the number of exams passed is less than or equal to 5.

See data of Study Programme D.M. 509/99 Dietetics (for certified professional dieticians) (code 0173), [paragraph D.5.2.3.2.](#)

D.3. OPINIONS OF GRADUATES AND ATTENDING STUDENTS

Opinions of graduates on the Study Programme.

Tables and graphs provide information on the number of graduates who expressed positive opinions on the Study Programme, focusing on opinions expressed by attending students on course units.

D.3.1. OPINION OF GRADUATES

The new Study Programme running in compliance with D.M. 270/04 has not produced any graduates yet.

See data of previous academic years – Study Programme D.M. 509/99 Dietetics (for certified professional dieticians) (code 0173) [paragraph D.5.3.1.](#)

D.3.2 ADDITIONAL DATA ON OPINIONS OF STUDENTS

D.3.2.1. OPINION OF ATTENDING STUDENTS

The **graph** shows the percentage of attending students who responded positively to the question in the questionnaire: “Are you generally satisfied with this course unit?” in academic year 2011/2012.

The **table** also shows the number of completed questionnaires.

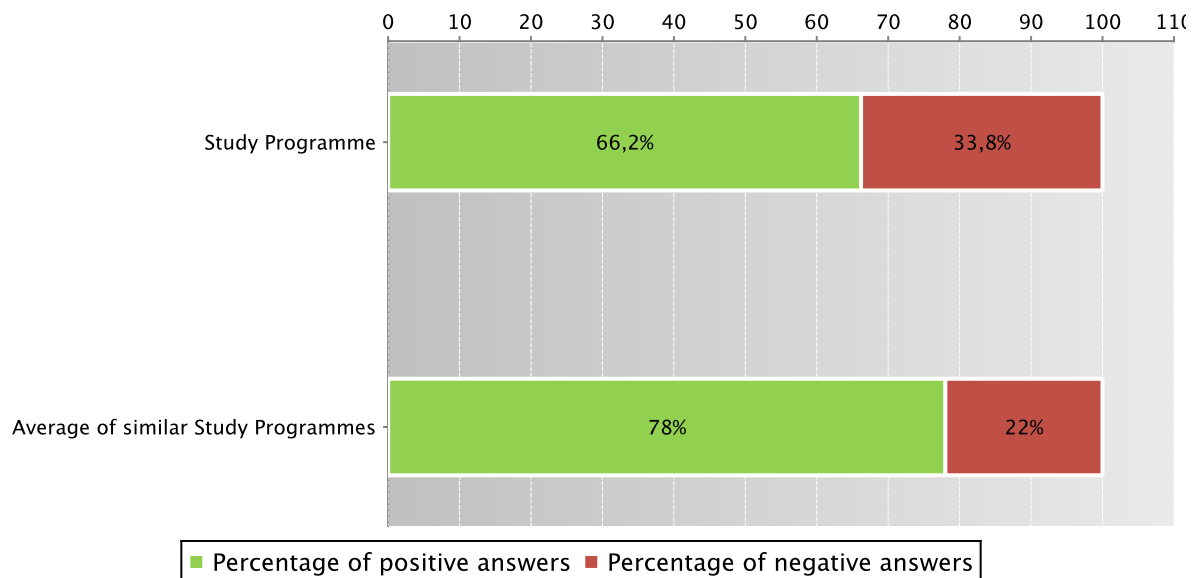
The Study Programme data is compared with the [average of similar Study Programmes \(which belong to the same group\)](#), for the indicated academic years.

The data concerning the students' opinion refers to the opinions of those attending lessons, whether they are enrolled in the current programme or a Study Programme running under pre-reform regulations (under D.M. 509).

For the University of Bologna the survey and subsequently analysis of the opinions of students attending the course is cared by Academic Affairs Division - Quality Assurance Department and Control and Finance Division - Support Planning and Evaluation Department. The overall results and the methods of collection and analysis are described in the document published online on the [Statistical Observatory of the University of Bologna](#) (see the note in the glossary).

Students who responded positively to the question: “Are you generally satisfied with this course unit?” in academic year 2011/2012

Data of the Study Programme D.M. 270/04 Dietistica (abilitante alla professione sanitaria di dietista) (code 8470) and of the Study Programme D.M. 509/99 Dietistica (abilitante alla professione sanitaria di dietista) (code 0173)



Data of the Study Programme D.M. 270/04 Dietistica (abilitante alla professione sanitaria di dietista) (code 8470) and of the Study Programme D.M. 509/99 Dietistica (abilitante alla professione sanitaria di dietista) (code 0173)

		Number of completed questionnaires	% of positive answers concerning the general satisfaction with the course unit – Question 19
a.y. 2009/2010	Study Programme	242	73,5%
	Average of similar Study Programmes	1059,4	77,4%
a.y. 2010/2011	Study Programme	264	76,0%
	Average of similar Study Programmes	1222	76,8%
a.y. 2011/2012	Study Programme	366	66,2%
	Average of similar Study Programmes	1289,9	78,0%

Symbols:

(*) When there is a small number of questionnaires, the percentage of positive opinions on overall satisfaction is not presented.

Further information on [Rapporto Opinione degli studenti frequentanti sulle attività didattiche](#) (the content is in Italian).

D.4. ENTRY INTO THE WORLD OF WORK

Employment situation of graduates of the Study Programme.

Tables and graphs provide information on the employment situation of graduates one year after graduating.

D.4.1. EMPLOYMENT SITUATION

Data of Employment situation of graduates of Study Programmes reformed in compliance with D.M. 270/04 have not been collected yet.

See data of previous academic years – Study Programme D.M. 509/99 Dietetics (for certified professional dieticians) (code 0173) paragraph D.5.4.1.

D.5. INFORMATION ON PRE-REFORM PROGRAMMES (DM 509/99)

D.5.1. STUDENTS STARTING THEIR UNIVERSITY CAREERS

Characteristics of incoming students at the beginning of their university careers. Tables and graphs provide information on the number of registered students, focusing on the characteristics of the students, results of any entrance tests and students assigned additional learning requirements.

D.5.1.1. ENROLMENTS AND REGISTRATIONS

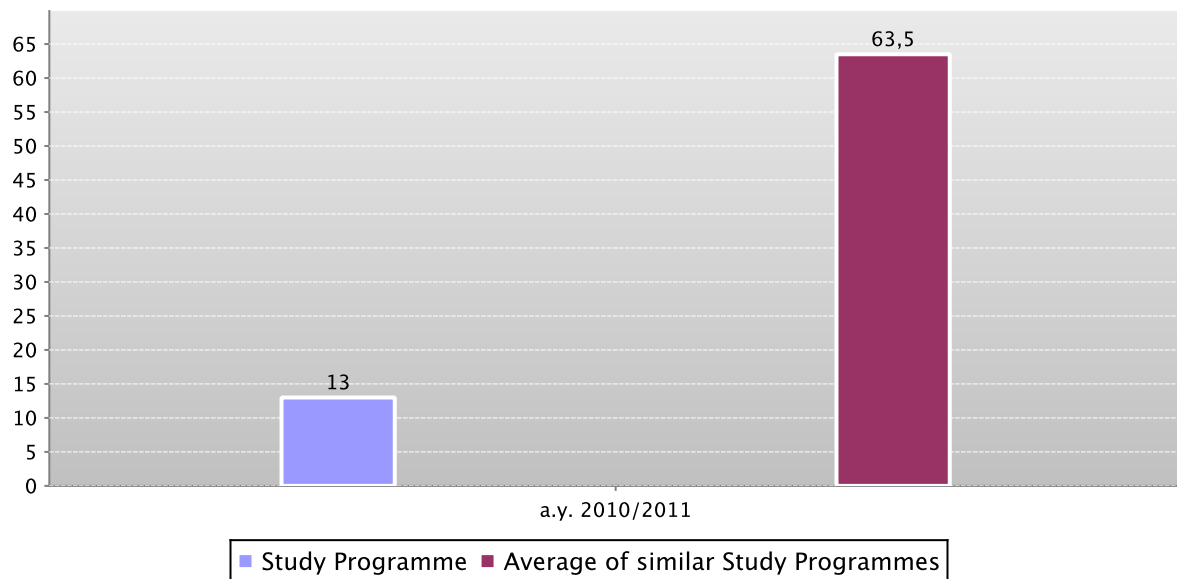
The **graph** shows the number of students enrolled in the 1st year compared with the average of similar Study Programmes (which belong to the same group).

In addition, the **table** shows the total number of registered students and the total number of enrolled students.

Data of the Study Programme is compared with the average of the Study Programmes of average of similar Study Programmes (which belong to the same group), for the indicated academic years.

First year enrolments

Data of the Study Programme D.M. 509/99 Dietetics (for certified professional dieticians) (code 0173)



Data of the Study Programme D.M. 509/99 Dietetics (for certified professional dieticians) (code 0173)

	a.y. 2010/2011		
	Registered students	N. first year enrolments	Total N. enrolled students
Study Programme	5	13	30
Average of similar Study Programmes	48,9	63,5	136,8

[Go back to D.1.1. Enrolments and registration](#)

D.5.1.2. ADDITIONAL DATA ON STUDENTS' STARTING THEIR UNIVERSITY CAREERS

D.5.1.2.1. CANDIDATES REGISTERED FOR THE ENTRANCE EXAM

The number of students sitting the [entrance exam](#) for the Study Programme. Concerns the programmes with restricted access. The methods of managing the call for applications and the list of candidates, including the methods for filling any unclaimed places, may vary from year to year.

The **table** shows the number of places available for the study programme, the number of candidates enrolling for the exam, the number sitting the exam and the percentage of students sitting the exam compared to the number of places available.

For all programmes with restricted access, candidates are required to sit an entrance exam and there are a limited number of places available. The entrance exam is a test which is used to draw up a graded list of candidates; students may enrol in the programme according to their place in the list. The methods of managing the call for applications and the list of candidates, including the methods for filling any unclaimed places, may vary from year to year. The test may be specific to a Degree Programme or may be part of a single exam covering several programmes from the same university or from other universities (during the registration the students should indicate their first choice).

The following definitions apply:

Available places = the number of places laid down in the call for applications to the Study Programme, or determined by subsequent legal provisions; these exclude any additional places reserved according to special provisions of the programme (e.g. for international study programmes, they do not include places for foreign students selected from other universities; for all programmes with restricted access regulated nationally, these do not include the places reserved for transferring students).

Number of candidates for the exam = number of students registered for the exam indicating the study programme as their first choice;

Number of participants in the exam = number of students participating in the exam indicating the study programme as their first choice;

Number of participants in the exam for every available place = number of students participating in the exam who indicated the study programme as their first choice as a ratio of the number of places available on the programme.

Data of the Study Programme D.M. 509/99 Dietetics (for certified professional dieticians) (code 0173)

	Number of places available (a)	Candidates registered for the exam	Candidates sitting the exam (b)	Number of candidates sitting the exam per place available (b/a)
a.y. 2010/2011	12	89	82	6,8

[Go back to D.1.2.1. Candidates registered for the entrance exam](#)

D.5.1.2.2. INCOMING STUDENTS

Geographic origin, type of high school certificate, age and gender of students.

Data shows a homogeneous group of students ("cohort") which started together their academic career. Students which have passed to an other Study Programme, transferred from an other university, or registered to a 2nd degree are not included.

The tables show the number, geographic origin, gender, age, type and grade of high school certificate of students enrolling in the degree programme.

Data of the Study Programme is compared with the average of the Study Programmes of average of similar Study Programmes (which belong to the same group) for the indicated academic years.

Data of the Study Programme D.M. 509/99 Dietetics (for certified professional dieticians) (code 0173)

		Registered students	Geographic origin					Gender		Average age of registered students		
			Students coming from the province of the Study Programme site	Students coming from other provinces where Unibo has a site	Students coming from other provinces of Emilia Romagna region	Students coming from other Italian regions	Students coming from abroad	M	F	19 or less	20 - 24	25 or more
Students 2010/2011	Study Programme	5	40,0%	40,0%		20,0%		100,0%	80,0%	20,0%		
	Average of similar Study Programmes	48,9	37,0%	25,5%	7,9%	27,5%	2,1%	44,1%	55,9%	62,3%	28,7%	9,1%

		High school certificate					Grade of High school			
		Vocational schools	Technical Colleges	High school specializing in education and in psycho-pedagogical science	High schools specializing in classical studies, modern languages, science education	Other Italian or foreign high schools	Grade ranging from 60 to 69	Grade ranging from 70 to 79	Grade ranging from 80 to 89	Grade ranging from 90 to 100
Students 2010/2011	Study Programme				100,0%			40,0%	60,0%	
	Average of similar Study Programmes	9,7%	27,6%	4,5%	49,6%	8,6%	28,2%	33,3%	21,6%	14,8%

Go back to D.1.2.2. Incoming students

D.5.2. REGULARITY OF STUDIES

Insight into the regularity with which the students pass their exams.

Graphs and tables provide information on the number of students who leave the programme after the first year and the number of regular graduates, focusing on the number of credits obtained at the end of the first year, the number of exams passed and the average grade achieved for each course unit.

D.5.2.1. STUDENTS LEAVING THE PROGRAMME BETWEEN YEARS 1 AND 2

Here the number of students leaving the Study Programme is shown.

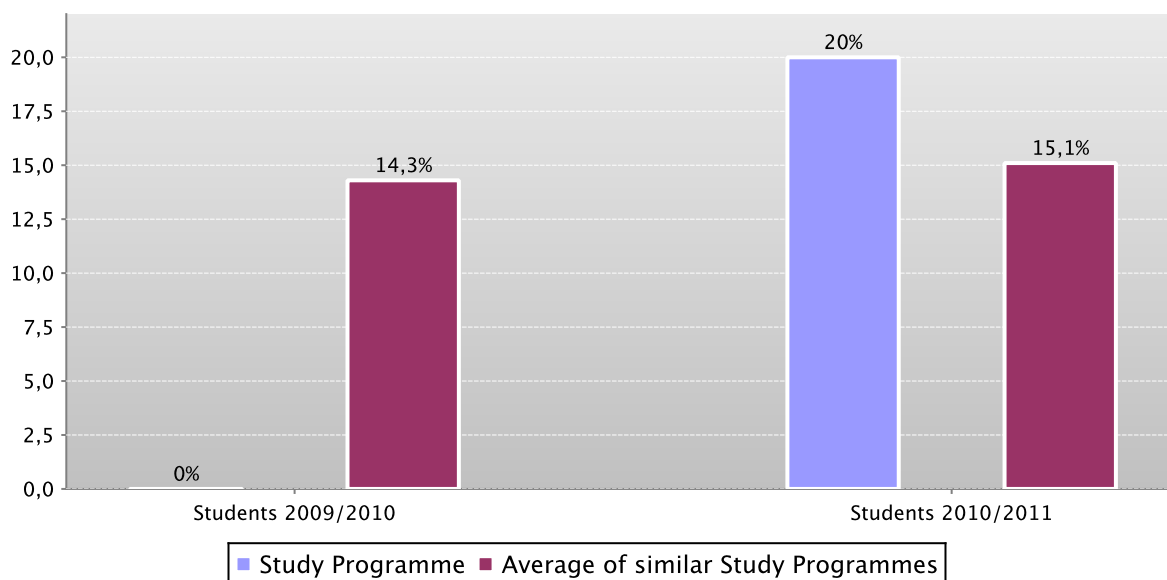
The **graph** shows the percentage of students who leave the programme after the first year compared to the average of **similar Study Programmes** (belonging to the same group)

The **table** shows the **registered students**, the percentage of students leaving the programme who **pass** to a different Study Programme in the same Faculty or another Faculty of the same university, **transfer** to another university or **withdraw** from studies, as well as the enrolled **repeating** students and those enrolled in the second year.

The Study Programme data is compared with the average of **similar Study Programmes** of (which belong to the same group), for students registered in the indicated academic years.

Percentage of withdrawals between years 1 and 2

Data of the Study Programme D.M. 509/99 Dietetics (for certified professional dieticians) (code 0173)



Data of the Study Programme D.M. 509/99 Dietetics (for certified professional dieticians) (code 0173)

		Registered students	% withdrawals	% passages and transfers	% repeating students	Students enrolled in the second year
Students 2009/2010	Study Programme	3	0,0%	33,3%	0,0%	2
	Average of similar Study Programmes	46,1	14,3%	6,8%	0,3%	36,3
Students 2010/2011	Study Programme	5	20,0%	20,0%	0,0%	3
	Average of similar Study Programmes	48,9	15,1%	9,4%	0,4%	36,8

*Note: From academic year 2009/2010 repeating students are deemed to be those who have not fulfilled the assigned OFA, therefore the data provided for a.y. 2009/2010 and followings cannot be compared to the previous years.

Go back to [D.2.1. Students leaving the Study Programme between years 1 and 2](#)

D.5.2.2. REGULAR GRADUATES

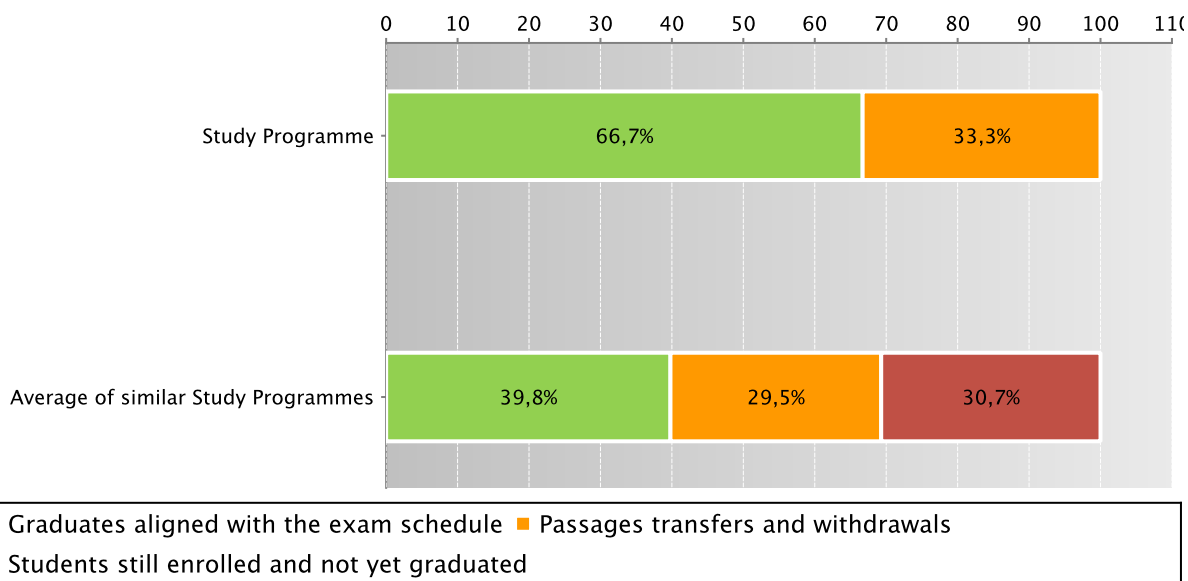
Here you will find information on regular graduates, on how many students, at the end of the regular programme duration, left the programme and how many are still enrolled but not aligned to the exam schedule.

The **graph** and the **table** show the situation concerning **registered students** for the indicated academic year, at the end of the regular duration of the Study Programme, highlighting the percentage of regular graduates, the number of students still enrolled (**not aligned to the exam schedule** and **repeating** students), students who have left the programme (including **passages**, **transfers** and **withdrawals**).

The Study Programme data is compared with the average of **similar Study Programmes** (which belong to the same group) for students registered in the indicated academic years.

Situation of students 2009/2010 at the end of regular duration of the study programme

Data of the Study Programme D.M. 509/99 Dietetics (for certified professional dieticians) (code 0173)



Data of the Study Programme D.M. 509/99 Dietetics (for certified professional dieticians) (code 0173)

	Registered students	Regular graduates		Passages transfers and withdrawals		Students still enrolled and not yet graduated		
		N.	%	N.	%	N.	%	
Students 2007/2008	Study Programme	3	2	66,7%	1	33,3%	0	0,0%
	Average of similar Study Programmes	38,5	12,2	31,6%	13,1	34,1%	13,2	34,2%
Students 2008/2009	Study Programme	4	3	75,0%	1	25,0%	0	0,0%
	Average of similar Study Programmes	42,7	16,4	38,4%	12,8	30,1%	13,4	31,4%
Students 2009/2010	Study Programme	3	2	66,7%	1	33,3%	0	0,0%
	Average of similar Study Programmes	46,1	18,3	39,8%	13,6	29,5%	14,2	30,7%

Go back to [D.2.2. Regular graduates](#)

D.5.2.3. ADDITIONAL DATA ON REGULARITY OF STUDIES

D.5.2.3.1. CREDITS OBTAINED BY STUDENTS IN THE 1ST YEAR

This offers an insight into how regularly students pass their exams.

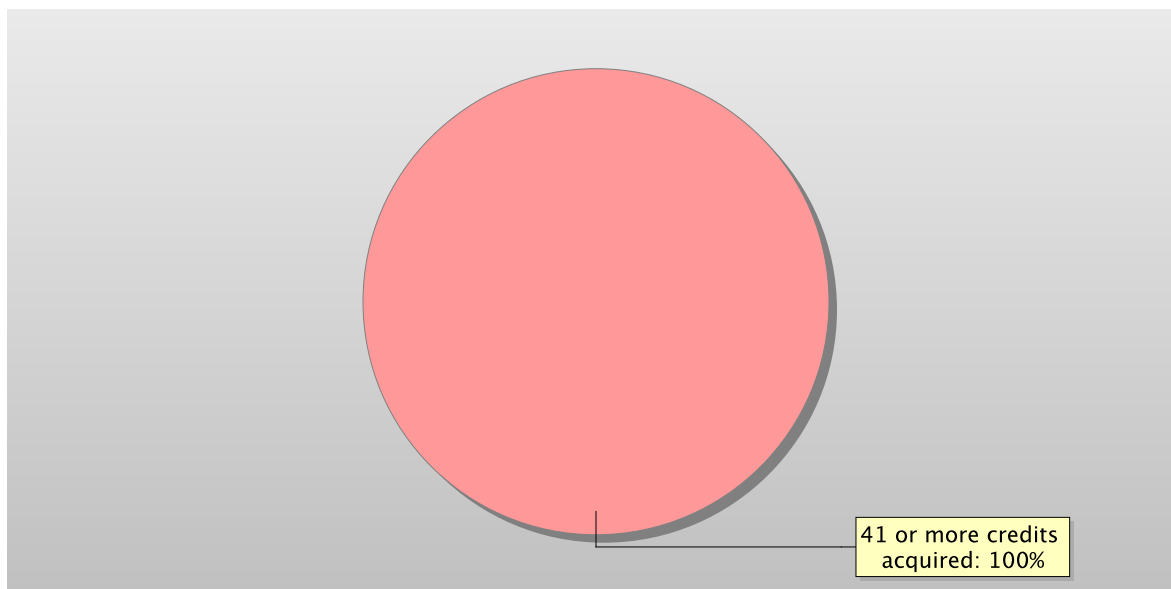
The **graph** shows the distribution of the students according to the number of **credits** obtained at the end of the first year.

In addition, the **table** shows the number of students registered at the second year and average **credits** obtained during the first year.

The Study Programme data is compared with the average of **similar Study Programmes (which belong to the same group)** for the indicated academic years.

Distribution of the students in 2010/2011 according to the number of credits obtained at the end of the first year*

Data of the Study Programme D.M. 509/99 Dietetics (for certified professional dieticians) (code 0173)



Data of the Study Programme D.M. 509/99 Dietetics (for certified professional dieticians) (code 0173)

	Study Programme	Students enrolled in the 2nd year	% students with *				Average credits per student
			0 credits acquired	from 1 to 20 credits acquired	from 21 to 40 credits acquired	41 or more credits acquired	
Students 2009/2010	Study Programme	2			100,0%		39,5
	Average of similar Study Programmes	36,3	3,4%	18,7%	40,7%	37,2%	33,4
Students 2010/2011	Study Programme	3				100,0%	56
	Average of similar Study Programmes	36,8	2,3%	17,5%	40,2%	40,0%	34,8

*Note: by convention, credits are considered to be obtained by students by 31st October of the year following the year of enrolment.

Go back to [D.2.3.1. Credits obtained by students in the 1st year](#)

D.5.2.3.2. EXAMS PASSED AND AVERAGE GRADE

The **table** shows number of exams passed and average grade achieved for each course unit in the calendar year 2011. Marks for the exams passed are expressed out of thirty.

The data refers to the course unit code and therefore includes the various branches of the programme divided into channels or sub-groups, divided by letter.

It considers all subjects for which a grade is assigned, and therefore excludes all those to which a pass/fail score is allocated.

Data of the Study Programme D.M. 509/99 Dietistica (abilitante alla professione sanitaria di dietista) (code 0173)

	N. of exams passed	Average grade *
21117 FISICA, STATISTICA ED INFORMATICA (C.I.)	1	
42945 ALIMENTAZIONE E NUTRIZIONE UMANA (C.I.)	11	27
42947 DIAGNOSTICA E FARMACOLOGIA (C.I.)	7	26,6
42949 FISIOLOGIA E PATOLOGIA (C.I.)	5	
42950 IGIENE E TECNOLOGIE ALIMENTARI (C.I.)	2	
42955 PSICOLOGIA E PEDAGOGIA (C.I.)	7	29,3
42959 SCIENZE MEDICHE I (C.I.)	13	29,1
42960 SCIENZE MEDICHE II (C.I.)	8	30
42961 SCIENZE MEDICHE III (C.I.)	9	28,3
42962 SCIENZE TECNICHE DIETETICHE APPLICATE I	10	28,3
45499 ISTOLOGIA E ANATOMIA (C.I.)	2	
45517 SCIENZE TECNICHE DIETETICHE APPLICATE II (C.I.)	11	28,8
45518 SOCIOLOGIA, PSICOLOGIA E PSICHIATRIA (C.I.)	8	29,1
45550 STORIA CONTEMPORANEA (STORIA DELL'ALIMENTAZIONE)	9	30
54990 LEGISLAZIONE (C.I.)	8	29,3
54991 ECONOMIA (C.I.)	9	30
55977 BIOLOGIA E BIOCHIMICA - C.I.	1	
55983 SCIENZE MEDICHE IV - C.I.	8	28,5
90161 CHIMICA DEGLI ALIMENTI E SCIENZE MERCEOLOGICHE (C.I.)	1	

* No average grade is given if the number of exams passed is less than or equal to 5.

Go back to [D.2.3.2. Exams passed and average grade](#)

D.5.3. OPINIONS OF ATTENDING STUDENTS AND GRADUATES

Opinions of graduates on the Study Programme.

Tables and graphs provide information on the number of graduates who expressed positive opinions on the Study Programme, focusing on opinions expressed by attending students on course units.

D.5.3.1. OPINION OF GRADUATES

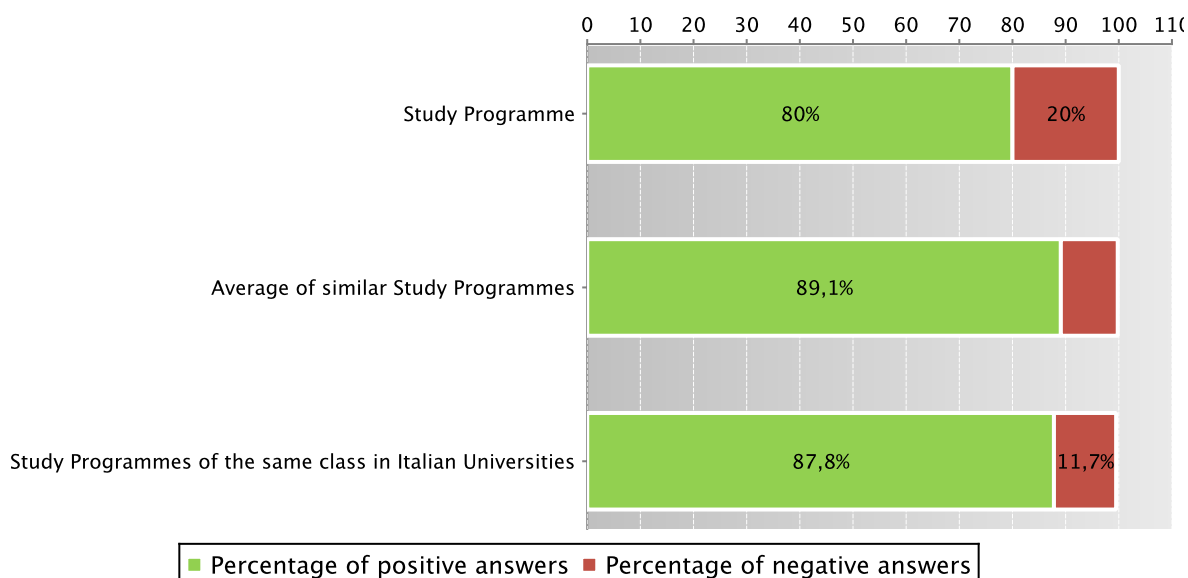
The **graph** shows the percentage of graduates (AlmaLaurea survey) who responded positively to the question: “**Are you generally satisfied with the Study Programme**”.

In addition, the **table** shows the percentage of students who answered “Yes, to the same programme at the university” to the question “Would you register again to the university?”.

The Study Programme data is compared with the average of similar Study Programmes (which belong to the same group), for the indicated years.

Graduates in 2012 who responded positively to the question: “Are you generally satisfied with this Study Programme?”

Data of the Study Programme D.M. 509/99 Dietistica (abilitante alla professione sanitaria di dietista) (code 0173)



Data of the Study Programme D.M. 509/99 Dietistica (abilitante alla professione sanitaria di dietista) (code 0173)

		N. graduates	Completed Questionnaires	% of positive answers to the question: "Are you generally satisfied with this Study Programme?"	% of answers "yes to the same Programme in the same University" to the question "Would you register again to the University"
2010	Study Programme	5	5	100,0%	80,0%
	Average of similar Study Programmes	31,7	29,2	89,0%	72,8%
	Study Programmes of the same class in Italian Universities	2212	1968	89,3%	70,4%
2011	Study Programme	4	3		
	Average of similar Study Programmes	21,2	19,8	89,2%	72,1%
	Study Programmes of the same class in Italian Universities	2460	2266	88,0%	67,7%
2012	Study Programme	10	10	80,0%	70,0%
	Average of similar Study Programmes	25,4	24,3	89,1%	73,0%
	Study Programmes of the same class in Italian Universities	2610	2368	87,8%	66,8%

Symbols:

(*) The opinions of the Study Programmes with less than 5 graduates are not shown.

Further information on [Graduates' Profile Report](#).

Go back to [D.3.1. Opinion of graduates](#)

D.5.3.2 ADDITIONAL DATA ON OPINIONS OF STUDENTS

D.5.3.2.1. OPINION OF ATTENDING STUDENTS

Data of opinion of attending students of the last three academic years are shown in paragraph [D.3.2.1](#).

D.5.4. ENTRY INTO THE WORLD OF WORK

Employment situation of graduates of the Study Programme.

Tables and graphs provide information on the employment situation of graduates one year after graduating.

D.5.4.1. EMPLOYMENT SITUATION

The paragraph shows the employment situation of graduates one year after graduating.

The data is taken from the [AlmaLaurea](#) reports on the employment situation of graduates.

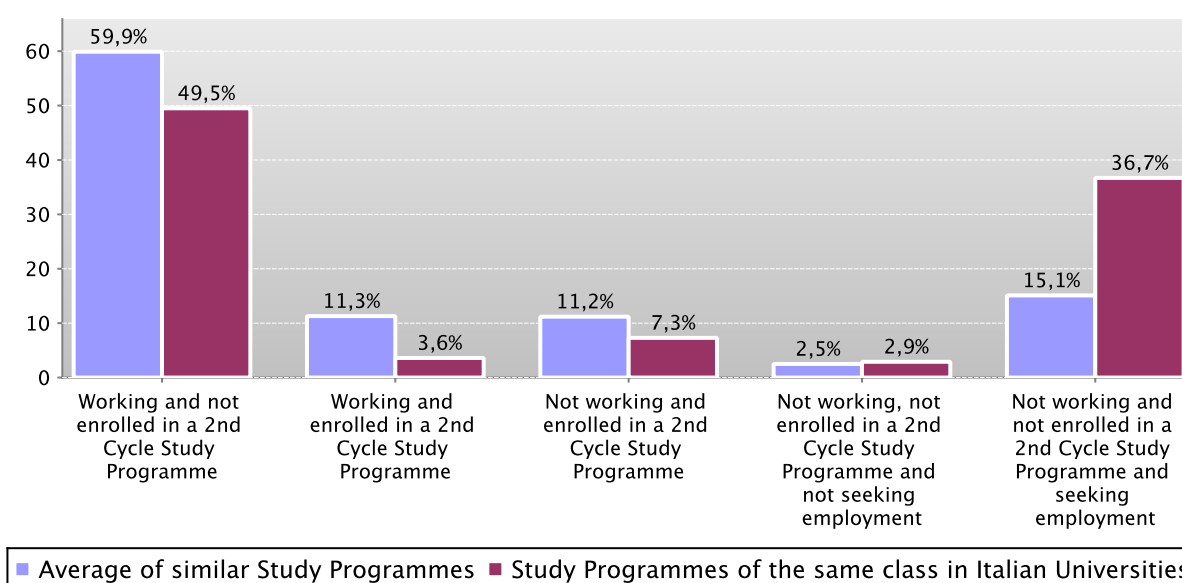
The **graph** shows who is working, who is not working but has enrolled in a Second Cycle study programme, who is not working and is not seeking employment, who is not working but is seeking employment.

In addition, the **table** shows the number of graduates interviewed, the number involved in internships and traineeships and the appropriateness of their degree to the job.

The Study Programme data is compared with the average of **similar Study Programmes (which belong to the same group)** and the average of Study Programmes of the same faculty of other Italian universities for the graduates of the indicated years.

Employment situation of graduates in 2011 one year after graduating

Data of the Study Programme D.M. 509/99 Dietetics (for certified professional dieticians) (code 0173)



Data of the Study Programme D.M. 509/99 Dietetics (for certified professional dieticians) (code 0173)

		N. graduates interviewed	Employment and education situation (1)					Not working, not seeking employment, but following a university programme/traineeship (2)	Degree's appropriateness for the job (referred to the graduates who just work) (3)	
			Working and not enrolled in a 2nd Cycle Study Programme	Working and enrolled in a 2nd Cycle Study Programme	Not working and enrolled in a 2nd Cycle Study Programme	Not working, not enrolled in a 2nd Cycle Study Programme and not seeking employment	Not working and not enrolled in a 2nd Cycle Study Programme and seeking employment		Effective / very effective	Quite effective
Graduation Year 2009	Study Programme	5	40,0%		20,0%	20,0%	20,0%	20,0%	100,0%	
	Average of similar Study Programmes	26	66,8%	8,5%	13,7%	2,8%	8,2%	11,1%	77,6%	10,2%
	Study Programmes of the same class in Italian Universities	2136	66,8%	3,5%	4,6%	3,7%	21,3%	2,1%	82,4%	6,2%
Graduation Year 2010	Study Programme	5	20,0%	20,0%		20,0%	40,0%	20,0%	50,0%	
	Average of similar Study Programmes	26,6	63,4%	8,9%	13,5%	3,3%	10,8%	12,2%	74,7%	10,6%
	Study Programmes of the same class in Italian Universities	1938	55,2%	3,2%	6,6%	3,3%	31,8%	3,0%	80,9%	4,0%
Graduation Year 2011	Study Programme	4								
	Average of similar Study Programmes	18,9	59,9%	11,3%	11,2%	2,5%	15,1%	9,9%	73,3%	11,7%
	Study Programmes of the same class in Italian Universities	2237	49,5%	3,6%	7,3%	2,9%	36,7%	3,5%	73,4%	6,0%

Symbols:

(*) The opinions of the Study Programmes with less than 5 graduates are not shown.

Notes on the AlmaLaurea report on the employment situation of graduates

(1) "Employment and education situation": the number of employed graduates is the sum of those working and those working who are also enrolled in a 2nd cycle degree programme. The number of those enrolled in a 2nd cycle degree programme is the sum of those who are working and studying and those who are only studying.

(2) "Number of those who do not work, who are not seeking employment but who are following a university programme/traineeship": the definition includes those who are enrolled in traineeships, PhD degrees, specialisation schools, Italian "master universitari" (first and second level). The presentation of this data complies with article 2 of D.M. 544 of 31st October 2007, as later provided for in Management Decree no. 61 of 10th June 2008 (transparency requirements).

(3) The evaluation of the appropriateness of the degree is obtained by a combination of the requirement of the relative qualification for the job held and the level of usage of the skills learned at university.

Further information on [Graduates' Employment report](#).

Go back to [D.4.1. Employment situation](#)

E. FIND OUT MORE: THE QUALITY OF YOUR STUDY PROGRAMME

The University of Bologna has identified its objectives as the *personal, cultural and professional growth of students and the improvement of the quality of learning, also in relation to the needs of society* (Strategic Plan 2010-2013).

Students, employers and society as a whole, have the right to effective learning for individual and intellectual growth, to develop critical sense and to prepare for the world of work.

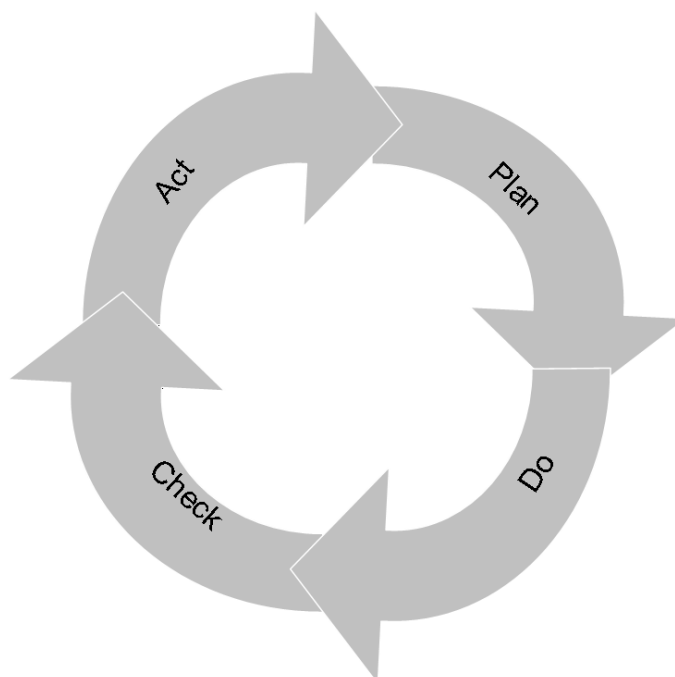
In the Statute and the Strategic Plan 2010-2013 the University of Bologna acknowledges its responsibility in guaranteeing the quality of its study programmes, and for this purpose adopts an "internal quality assurance system".

The Internal Quality Assurance system

The internal quality assurance system is a set of processes and responsibilities adopted to guarantee the quality of Study Programmes at the University of Bologna.

The guarantee of the quality of a Study Programme is the correspondence of the results achieved with the set objectives, in the following phases:

- Plan: defining the objectives
- Do: implementing the planned actions
- Check: checking that the objectives have been achieved
- Act: planning improvement action



This path responds to the expectations of students, guides teaching behaviour and provides indicators for the assessment of results. Self-assessment is based on the analysis of significant data (for example, the number of students graduating in line with the exam schedule, students' opinions and the employment rates of graduates) and highlights strengths and weaknesses in order to reflect on the achieved results, critically consider one's own working methods and take steps for the continual improvement of the Programme. This path involves all educational stakeholders, including students, in order to make use of the contributions of everyone with first-hand knowledge of the Study Programme. Improvement is therefore a day to day development, concerning all aspects of teaching: from the lesson timetable to the publication of on-line programmes, from classroom management to exam methods, and the actual design of the Programme.

This is what happens in each phase:

- **Planning:** the Study Programme is the result of a proposal from the teaching structures and approved by the Academic Bodies.
- **Management:** Schools, Departments and Study Programmes manage the activities required to ensure teaching. The activities are organised as follows:

What we do	Who does what				
	Professors	Study Programme	Schools	Departments	General Administration
Teaching calendar, lessons programme and exam schedules			x		
Management of financial resources			x	x	
Classroom teaching	x				
Management of classrooms and laboratories			x	x	
Libraries and study rooms			x	x	
Approval of individual study plans		x			
Communication and information		x	x		Academic Affairs Division
Guidance service		x	x		Academic Affairs Division
Internships		x	x		Academic Affairs Division
Administrative services: Student Administration Office					Academic Affairs Division
Administration services: Degree programme office			x		Academic Affairs Division
Study grants and loans ad honorem					Academic Affairs Division
Student mobility: university subsidies and programmes					International Relations Division
Mobility: study grants for dissertations abroad			x		
Mobility: authorisations and recognitions		x			
Other students support services		x	x		x

- Internal assessment:** every Study Programme periodically assesses its own results, evaluating, for example, the number of enrolled students, the number of withdrawing students, student opinions etc.; in this way, the strengths and weaknesses, as well as any implemented improvement actions, are highlighted. This phase is organised as follows:

What we do	Who does what
<p>Definition, gathering and publication of evaluation data According to the general guidelines of the University and national and international standards, are defined the tools through which should be evaluated the results (indicators). The survey data to be evaluate are published every year on the Report of the Study Program.</p>	Academic Bodies
<p>Self-Assessment The Schools and Study Programmes assess the effectiveness of the previously adopted solutions, analyse the progress of their learning activities and draw up proposals for improvement.</p>	Schools and Study Programmes
<p>Internal audit</p> <p>The results of the self-assessment process are reviewed in the following phases:</p> <ul style="list-style-type: none"> • Analysis: the University Quality Manager analyses the review documents, considering the ability to identify problems, propose solutions and the overall development of the internal quality assurance system. • Review: The observations on the results obtained and the good practices adopted are examined together with the persons in charge of the Schools and Study Programmes in meetings organised by scientific-disciplinary field. The persons in charge receive the observations and inputs on the areas for development and the actions to be adopted in future to improve results. • Sharing: the conclusions of the review activities are submitted to the Academic Bodies and the University Evaluation Board. 	<p>Quality Manager</p> <p>Vice Rector for Teaching and Education</p> <p>Academic Bodies</p>
<ul style="list-style-type: none"> • Improvement: on the basis of the results of the internal audit, the Schools and Study Programmes plan improvement activities, to ensure that the Study Programmes increasingly respond to the needs of society. The cycle then starts over again, with the definition of actions to be implemented, the results of which are in turn verified, in a continuous path that guarantees the quality of education. 	

F. GLOSSARY TERMS

Additional Learning Requirements

Students enrolling in the first year of a first cycle or single cycle degree and who, following the results of the entrance exams established for each study programme, do not possess the knowledge required for access to the programme, are assigned additional learning requirements (OFA).

The OFA are fulfilled by passing an assessment test defined by the programme.

The non-fulfilment of the requirements by the date set by the Academic Bodies and published on the University Portal will lead to the re-enrolment in the first year of the programme.

AlmaLaurea

AlmaLaurea is an innovative in-line database service of graduates' curriculum vitae (1,620,000 CVs, from 53 Italian universities as of 05/07/2012), which offers a link between graduates, universities and businesses.

Created in 1994 on the initiative of the Statistical Observatory of the University of Bologna, managed by a consortium of Italian universities with the support of the Ministry of Education, University and Research, the purpose AlmaLaurea is to act as a point of contact between businesses and graduates, a reference within universities for anyone (students, businesses, etc...) working in the field of university studies, employment and the condition of young people at different levels.

Average of similar study programmes (belonging to the same group)

Average of the Study Programmes (which belong to the subject group)

Calculated average which refers to all study programmes of the same cycle which belong to the subject group.

There are four groups, composed as follows:

- **BIOMEDICAL** group: Study Programmes of the Schools of Pharmacy, Biotechnology and Sport Science; Medicine; Agriculture and Veterinary Medicine
- **SCIENTIFIC-TECHNOLOGICAL** group: Study Programmes of the Schools of Engineering and Architecture; Sciences
- **SOCIAL SCIENCES** group: Study Programmes of the Schools of Economics, Management, and Statistics; Law, Political Sciences
- **HUMANITIES** group: Study Programmes of the Schools of Arts, Humanities, and Cultural Heritage; Foreign Languages and Literatures, Interpreting and Translation; Psychology and Education

CFU University Learning Credits

University Learning Credits (CFU) were introduced under Italian Ministerial Decree no. 509/99 to comply with European legislation, and are a measurement of the volume of learning, including individual study, required of students; generally 1 CFU corresponds to 25 hours of a student's "overall learning effort".

Class

Degree classes group together study programmes of the same level and with the same key learning outcomes and available learning activities for a given number of credits and in sectors which are identified as indispensable. The features of the classes are set nationally, by Ministerial Decree, and are therefore common to all universities.

Cohort

Cohort refers to a group of students enrolled in the same academic year.

Enrolment status

In terms of enrolment, students may be:

- **Regularly enrolled:** students enrolled for as many or fewer years than the legal duration of the study programme, who do not fall into any of the following categories;
- **Not aligned with the exam schedule:** students who, without having graduated, have enrolled in all the years of the study programme and which, for programmes with compulsory attendance, have obtained all attendance certificates;
- **Repeating:** students re-enrolling in the same year of a programme again. Starting from academic year 2009-2010, students who have not fulfilled the assigned additional learning requirements within the deadline have to enrol in the 1st year as repeating students.

Entrance exam

Enrolment in a study programme may be free access or restricted access.

For all programmes with restricted access, candidates are required to sit an entrance exam and there are a limited number of places available. The entrance exam is a test which is used to draw up a graded list of candidates; students may enrol in the programme according to their place in the list. The methods of managing the call for applications and the list of candidates, including the methods for filling any unclaimed places, may vary from year to year. The test may be specific to a Degree Programme or may be part of a single exam covering several programmes from the same university or from other universities (during the registration the students should indicate their first choice).

The following definitions apply:

Available places = the number of places laid down in the call for applications to the Study Programme, or determined by subsequent legal provisions; these exclude any additional places reserved according to special provisions of the programme (e.g. for international study programmes, they do not include places for foreign students selected from other universities; for all programmes with restricted access regulated nationally, these do not include the places reserved for transferring students).

Number of candidates for the exam = number of students registered for the exam indicating the study programme as their first choice;

Number of participants in the exam = number of students participating in the exam indicating the study programme as their first choice;

Number of participants in the exam for every available place = number of students participating in the exam who indicated the study programme as their first choice as a ratio of the number of places available on the programme.

First year enrolments

This includes all students enrolled in the first year, including those joining the study programme in its first year through transferrals, as well as those enrolled in the first year but not for the first time (e.g. repeating students).

New Careers

Students who start a new university career (excluding transfers) from year one in a second cycle programme.

Passages and transfers

Passage: when a student applies to move to a different study programme from the one enrolled in the previous year, within the same university.

Transfer: when a student transfers from a study programme in one university to any programme in another university.

Registered students

Students who begin a career in the Italian University System for the first time and who enrol in the first year (i.e. for whom no previous university careers are recorded) of a First Cycle (L509, L) or Single Cycle programme (LSCU, LMCU)

Statistical Observatory of the University of Bologna

The Statistical Observatory was founded in 1997 in order to “provide the university governing bodies with a reliable and timely documentary and monitoring database aiming to promote decision-making processes and planning, particularly of learning activities and other services targeting the student population” (art.1 of the Founding and Operational Regulation). Following the disabling of the Statistical Observatory, as resolved by the Board of Governors on 14 December 2010, from the second semester of academic year 2010-11 the survey and subsequently analysis of the attending students opinion is cared for the University of Bologna by Academic Affairs Division - Quality Assurance Department and Control and Finance Division - Support Planning and Evaluation Department. The overall results and the methods of collection and analysis are described in the document published online on the [Statistical Observatory of the University of Bologna](#).

University DataWarehouse

Information service for the managers of the University of Bologna organisational departments which gathers, integrates and reorganises data from various sources and makes it available for analysis and evaluation for the purposes of planning and decision-making.

Withdrawal

Suspension of studies by students who do not register in the next academic year, or who drop out from the degree programme.