


GUIDE TO OLS (ON LINE LINGUISTIC SUPPORT)






Erasmus+

Online Linguistic Support

The Erasmus+ programme provides On Line Linguistic Support (OLS), or rather the possibility for students with Erasmus+ status and grant to use an online platform to assess their proficiency in the following languages: **German, English, Spanish, French, Dutch, Czech, Danish, Greek, Polish, Portuguese, Swedish, Bulgarian, Finnish, Croatian, Hungarian, Romanian, Slovak, Estonian, Irish, Latvian, Lithuanian, Maltese and Slovenian.**

The assessment stage involves two tests: one before leaving and the other one after returning. The assessment tests are **mandatory** for all students and those failing to sit a test may be suspended their last Erasmus + grant instalment.

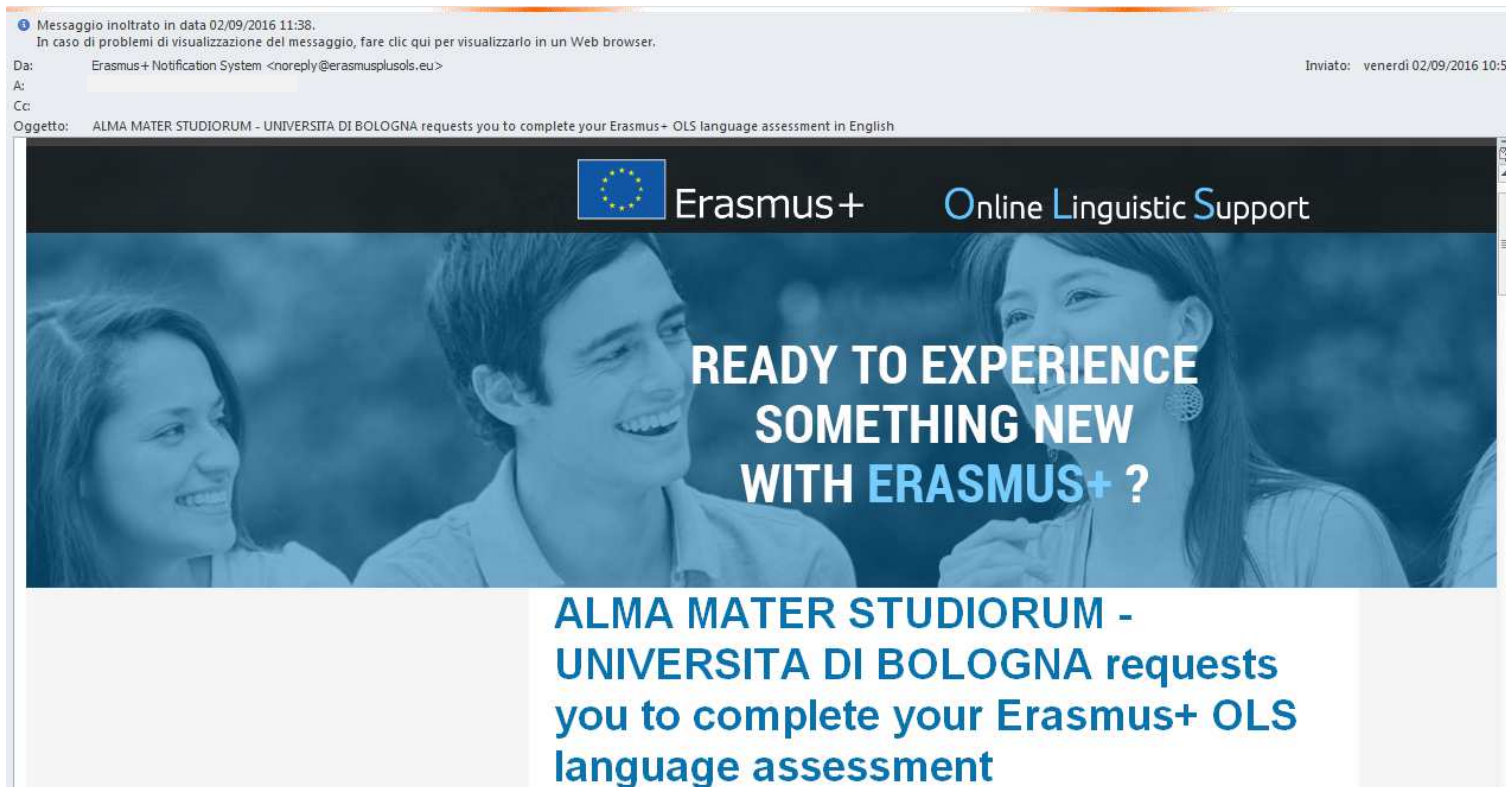
The licences are assigned as soon as the Erasmus + National Agency informs us about the number of licences allocated to our university.




Erasmus+

Online Linguistic Support

Once you are allocated the licence, you will receive an assessment-request email like the following one





Erasmus+

Online Linguistic Support

Useful information and your ID and password are delivered through the assessment-request email

ATTENTION!

Should you not login to the OLS platform **within a month** starting from the receipt of the assessment-request email, **the licence will expire.**

Once you log in for the first time, you must complete your OLS assessment test within one month, otherwise the licence will expire

Information about the language assessment

The online language assessment takes approximately 40 to 50 minutes, and consists of five sections (grammar, vocabulary, key communicative phrases, listening comprehension, and reading comprehension) with a total of 70 questions. We advise you to take the assessment in a quiet environment with a stable internet connection. You are able to exit the language assessment and resume it at a later date, provided that you have completed the current section that you are working on. Your answers will be saved for 10 days. You cannot restart the language assessment once it has been completed.

Please note that you are requested to complete the language assessment before: 02/10/2016.

Please use the following login and password:

Login: E-mail:


Password:

Start the language assessment

If you need help, please contact [the Erasmus+ OLS technical support team](#).

Wishing you every success with your exchange abroad,

Erasmus+ Online Linguistic Support (OLS)



Erasmus+

Online Linguistic Support

When you click on «Start the language assessment» you are directly linked to the login page (see the image below)

Login to my account

If you are **leaving for an Erasmus+ mobility activity**, you should have received an email from your sending institution/organisation with a login and a password to access the platform.

If you haven't received it yet, please first check that the email has not been sent to your spam folder and then contact your sending institution (Erasmus+ coordinator) to check whether the invitation has been sent or when you can expect to receive it.

If you are a **National Agency or a Beneficiary**, you should have received an automated email from the Erasmus+ OLS with a login and password to access the platform.

As a reminder, your login is your email address. If you forgot your password you can click [here](#) to reset it.

Login

Password

[Forgot your password? Click here to reset it.](#)

LOGIN

Are you brave enough to start your adventure abroad?

The European Voluntary Service can take you there.

f 0 24

Did you hear about our new photocontest? What's #OneThing you have to take to #ErasmusPlus?

<https://t.co/K7qNqGaiSe>

<https://t.co/...>

t 3 0


Did you hear about our new photo contest? What's #OneThing you could never leave for Erasmus+ without? Is it a favorite book?

f 0 7

What should Europe be about?

<https://t.co/0prqqATkZs>

#EUnarrative



Erasmus+

Online Linguistic Support

Once you have logged in, you will be asked to:

1. Change your password
2. Provide your personal details
3. Accept the terms on data protection and data privacy

Please, see the next slide as example.

Edit my profile

Please complete the form below. All fields are required.

To update your profile, do not forget to click on "Save these modifications".

* Mandatory fields

My login information

Login

New Password

New Password Confirmation

My personal details

Last name *

Mater

First name *

Alma

Gender

OM OF Other

Nationality *

Italy

Mother tongue *

Italian

Additional email address to receive email notifications *


Year of birth *

1990

Privacy

I accept the terms on data protection and data privacy of the Legal notice *

Save these modifications



Erasmus+ Online Linguistic Support

Once you have clicked on «save these modification», you will be asked to provide further information:

1. Country of destination
2. Activity (choose Higher Education Traineeship)
3. Estimated start of the mobility period
4. Estimated end of the mobility period
5. Time zone

Please, see the next slide as example.



* Mandatory fields

My mobility information

Country of destination *

Sending institution / organisation

Language to test

Local Language

Type of mobility

Activity

Estimated start of the mobility period *


Mobility period

Estimated end of the mobility period *

Please ensure that you have entered the correct mobility dates (start and end month/year). Your mobility period will be calculated on the basis of this data. Furthermore, this period, as calculated according to your dates, determines your access to the final language assessment and, if applicable, to the language course.

Time Zone (WARNING: this field must be set correctly for the Live Coaching activities. Remember to update the time zone when you change countries.) *

Save these modifications



Erasmus+

Online Linguistic Support

Once you have clicked on «save these modification», you can start with your OLS assessment test clicking on «start my first language assessment» - please, see the next slide for further information

ENGLISH
UNITED KINGDOM

Type of mobility : Higher Education

Sending institution / organisation: ALMA MATER STUDIORUM - UNIVERSITA DI BOLOGNA
OLS ID: 596906

JANUARY 2017 JULY 2017

Start my first language assessment

Start my final language assessment

Start my first language assessment

Welcome to the Erasmus+ OLS language assessment.

You are requested to complete this language assessment in the language you will use to study, work or volunteer during your Erasmus+ mobility. By completing this assessment, you can find out what your current language level is.

The online assessment takes approximately **40 to 50 minutes** and consists of five sections with a total of 70 questions:

- ▶ Grammar (20 questions)
- ▶ Vocabulary (15 questions)
- ▶ Key communicative phrases (15 questions)
- ▶ Listening comprehension (10 questions)
- ▶ Reading comprehension (10 questions)

The questions are progressively adapted to suit your language level so don't worry if the questions suddenly become easier or more difficult. We advise you to take the assessment in a quiet environment with a stable internet connection. At any moment during the assessment, you can save and continue later, but keep in mind that once you have completed the assessment and received the results, you cannot do it again.

While you are taking the assessment, the system does not display the correct answers on the screen. Once you have finished the language assessment, your results are displayed on the screen and a copy of these results is also sent to you by e-mail.


The results of your language assessment do not influence your participation in the Erasmus+ mobility. However, if you are a higher education student, you need to complete the assessment as a **pre-requisite** for your Erasmus+ mobility.

The results according to the Common European Framework of Reference (CEFR) are accessible to you and your Higher Education sending institution or EVS coordinating organisation. For Higher Education students, the results are not communicated to the receiving institution/organisation. For EVS volunteers, the results are not communicated to the other organisation(s) in your project. However, you are free to send the results to them.

The European Commission uses aggregate data of language assessment results for statistical purposes and to measure the impact of the programme.

The system will now check whether your computer is properly configured to carry out the language assessment correctly.

Wishing you every success with your exchange abroad,



Erasmus+ Online Linguistic Support

Before starting your OLS assessment test, the platform verifies the compatibility of your equipment

COMPATIBILITY OF YOUR EQUIPMENT

You are about to start your language assessment.

Please check that your interface language is correct before starting the assessment.

The interface language refers to the language in which instructions are given; this is NOT the language in which you are being assessed.

You are able to modify your interface language via the drop-down menu in the top right-hand corner of the screen.


Test your equipment

Congratulations!

Your configuration matches the minimal specifications to access Erasmus+ OLS.

[Start the language assessment](#)

Resolution	✓ 1707 x 1365
Browser	✓ Internet Explorer 11.0
Flash Player or HTML5	✓ Flash Player 23.0.0
Cookies	✓ Active




Erasmus+

Online Linguistic Support

The platform verifies the sound configuration of your equipment for the oral comprehension assessment, too

The screenshot displays the user interface of the Online Linguistic Support platform. At the top, there is a navigation bar with the Erasmus+ logo, the text "Online Linguistic Support", and a user profile icon with the text "23-set-2018 Report a problem". Below this, the page title "Language Assessment - English" is visible. The main content area is titled "Sound set-up for the language assessment" and contains the following text: "In order to be able to answer the listening comprehension questions, your loudspeakers (or headphones) must be plugged in and functioning. Erasmus+ suggests you test your sound configuration before beginning the language assessment. Make sure that your loudspeakers (or headphones) are correctly plugged in and verify that the sound is not on 'Mute'. Click on the 'Play' button below to test your sound configuration." Below the text is a "Click to listen:" label with a speaker icon. A second navigation bar is visible below the first, containing the same Erasmus+ logo, "Online Linguistic Support" text, and user profile icon. The main content area is again titled "Language Assessment - English" and contains the text: "Sound set-up for the language assessment Perfect! Your loudspeakers (headphones) are configured correctly. You can begin your language assessment by clicking on the 'continue' button. Good luck!" Below this text is another "Click to listen:" label with a speaker icon. At the bottom right of the interface, there is a blue button with a graduation cap icon and the text "continue".



Erasmus+

Online Linguistic Support

Erasmus+ Online Linguistic Support




Results of your language assessment in English




Once you finish your assessment test, you will be able to visualize the overall result of your language test according to CEFR.....

Your detailed English language levels in the assessed language competences are:

<p><input checked="" type="checkbox"/> Reading Comprehension</p> <p>C1 You can understand long and complex factual and literary texts, appreciating distinctions of style. You can understand specialised articles and longer technical instructions, even when they do not relate to your field.</p>	<p><input checked="" type="checkbox"/> Listening Comprehension</p> <p>B1 You can understand the main points of clear, standard speech in familiar social and work-related domains as well as many radio and TV programmes on current affairs or topics of interest when the delivery is relatively slow.</p>	<p><input checked="" type="checkbox"/> Grammar</p> <p>B2 You understand relatively complex grammatical structures and the relationship between ideas as indicated by high level connecting devices.</p>
<p><input checked="" type="checkbox"/> Vocabulary</p> <p>B1 You understand a fairly wide range of vocabulary, linked to pertinent, everyday life topics and situations, enough to get by when travelling, working or socialising.</p>	<p><input checked="" type="checkbox"/> Key Communicative Phrases</p> <p>A2 You can identify basic social exchanges such as asking for and giving information and directions, apologizing, and accepting or refusing an invitation. You can grasp opinions or ideas.</p>	

Save and print your evaluation report

.....and your detailed language levels according to CEFR in the assessed language competences



Erasmus+

Online Linguistic Support


If you complete your pre-mobility assessment test in **German, English, Spanish, French, Dutch or Portuguese** and **you obtain a grade lower than B2, you will automatically receive a licence for the online language course.**

If you obtain a grade equal or greater than B2, the licence for the online language course will not be automatically assigned. Should you want to receive the course licence **you have to contact the mobility for traineeship office.** In this case, you **can decide** to request the licence in your main language of work or in the language of the country, provided that such language is available in the OLS.

If you complete your pre-mobility assessment test in **Bulgarian, Czech, Danish, Estonian, Greek, Croatian, Latvian, Lithuanian Hungarian, Polish, Romanian, Slovak, Slovenian, Finnish and Swedish** and **you obtain a grade lower than A2, you will automatically receive a licence for the online language course.** If you obtain a grade equal or greater than A2, no course licence will be assigned because not available on the OLS platform.

The online language course is not mandatory.

Please, remember that you have to take **the second assessment test at the end of your mobility.** The assessment tests are **mandatory** for all students and those failing to sit a test may be suspended their last Erasmus+ grant instalment. If, at your first assessment test, you have obtained the C2 level, you will be not asked to sit the final assessment.



To get more information regarding OLS, please, contact:

ALMA MATER STUDIORUM - UNIVERSITA' DI BOLOGNA

DIRI - International Relation Central Office

Europe Area

Mobility for Traineeship Office

tel. 051 2088102 fax. 051 2086174

email: erasmus.placement@unibo.it

Walk-in hours: Mo, We, Fr: 10.00 - 12.00